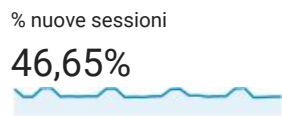
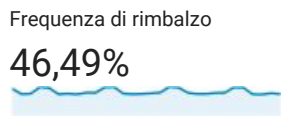
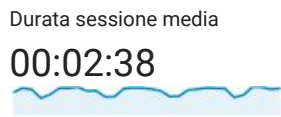
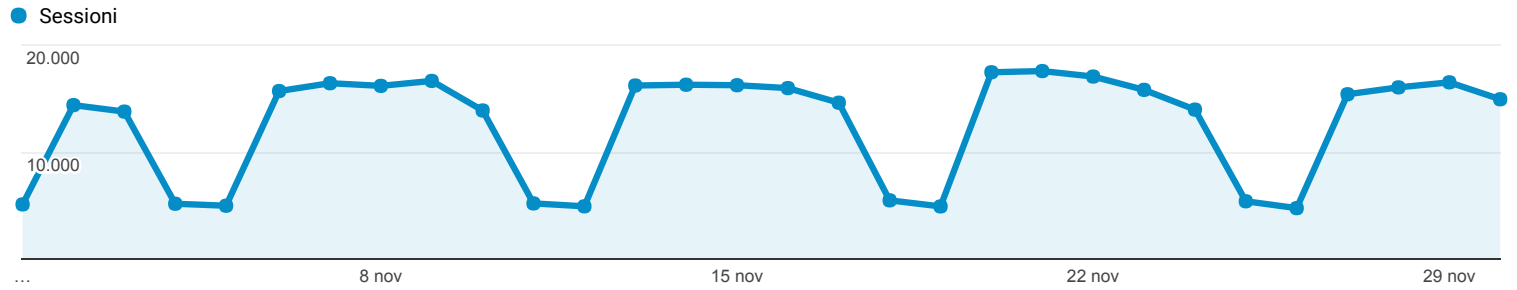


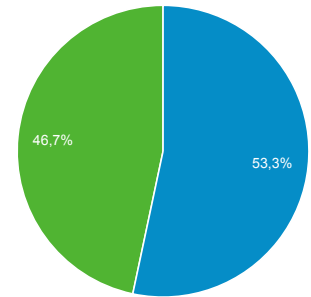
Panoramica del pubblico

01 nov 2017 - 30 nov 2017

Panoramica



■ Returning Visitor ■ New Visitor



Browser	Sessioni	% Sessioni
1. Chrome	169.334	44,95%
2. Internet Explorer	87.243	23,16%
3. Safari	51.788	13,75%
4. Firefox	44.825	11,90%
5. Edge	9.487	2,52%
6. Samsung Internet	6.606	1,75%
7. Android Webview	3.018	0,80%
8. Android Browser	1.564	0,42%
9. Safari (in-app)	1.080	0,29%
10. Opera	889	0,24%